

SLIDE

Sliding Door Panel in glass with extruded aluminum frame (alloy EN AW 6005A/T6 F25) with anodized or powder coated finishes.

SLIDE STEEL














Sliding Door Panel in glass with extruded aluminum frame (alloy EN AW 6005A/T6 F25). Frame cover in stainless steel. Stainless steel or powder coated finishes.

Tempered or laminated glasses certified according to the safety regulation ANSI Z97.1 and UNI EN12150.

ALUMINUM & STEEL FINISHES

			
AL.01 Silver	AL.02 Deep Brown	AL.03 Anthracite	AL.04 Black
			
AL.05 White	AL.06 Copper	AL.07 Bronze	AL.08 Gold
			
AL.01_S Brushed Silver	AL.02_S Brushed Deep Brown	AL.03_S Brushed Black	
			
AC.01 Scotch Brite Stainless Steel	AC.02 Polished Stainless Steel		

GLASSES

			
VE.01 Extra Clear	VE.02 Bronze Clear	VE.03 Smoky Grey Clear	VE.04 Dark Grey Clear
			
VE.10 Bianco Latte	VE.11 White Acid	VE.12 Bronze Acid	VE.13 Smoky Grey Acid
			
VE.14 Reflective Clear	VE.15 Reflective Bronze	VE.16 Reflective Smoky Grey	
			
VL.01 White Laquered	VL.02 Ral Color Chart		

